

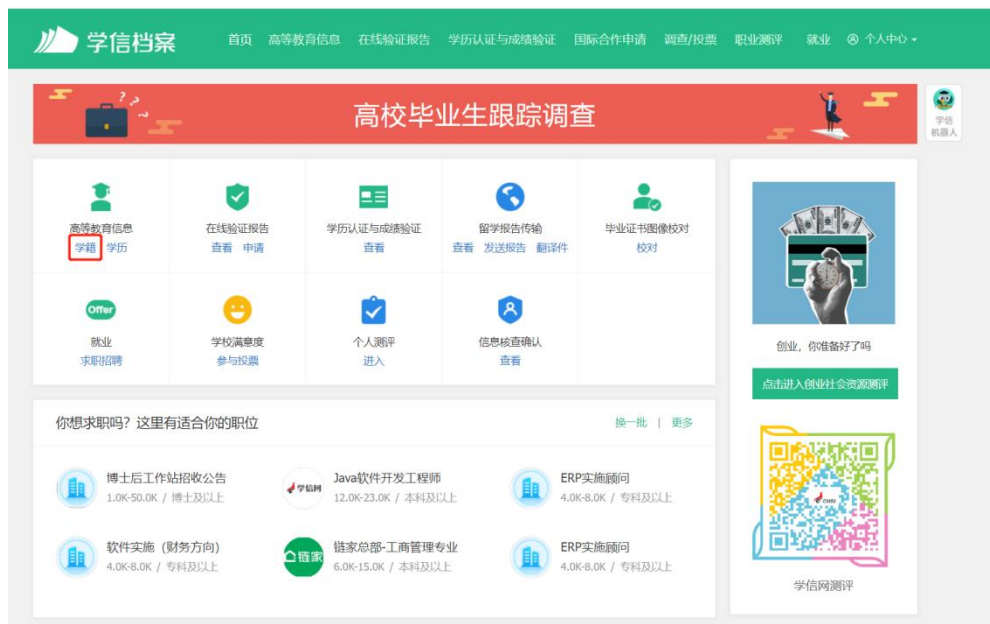
学信网采集码获取途径及方法

一、学信网学信档案（手机端和 pc 端流程一致）

1. 登录学信网学信档案



2. 查看本人学籍信息



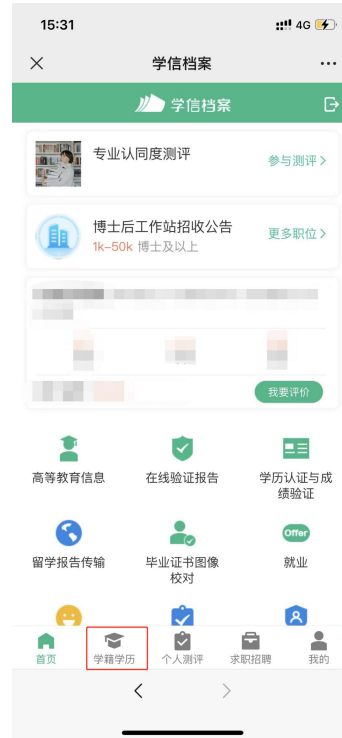
3. 选择学籍，查看对应采集码

The screenshot shows the 'Xue Xin Archives' (学籍档案) website interface. The top navigation bar includes '学籍信息/图像校对' (学籍信息/Image Correction), '学籍信息' (学籍信息), '考研信息' (考研信息), and '毕业去向' (毕业去向). The main content area is titled '高校毕业生跟踪调查问卷' (Higher Education Graduate Tracking Survey Questionnaire). The user's profile is displayed for '博士-中国科学院大学-计算机系统结构' (Ph.D. - Chinese Academy of Sciences University - Computer System Structure). The profile includes fields for name, gender, birth date, ethnicity, ID number, school name, level, major, degree type, learning form, branch, department, class, student ID, enrollment date, graduation date, and status. A red box highlights the '获取图像采集码' (Get Image Collection Code) button. To the right, there are statistics for '专业推荐' (Professional Recommendation), '专业满意度' (Professional Satisfaction), and '院校满意度' (Institution Satisfaction). At the bottom, there are links for '学科/专业变化查询' (Discipline/Professional Change Query) and '毕业论文查重' (Graduation Thesis Plagiarism Check).

The screenshot shows a pop-up window titled 'CHSI 图像采集码' (CHSI Image Collection Code). The window displays the following information: Name: 张**三 (Zhang ** San), ID Number: *****8746, School Name: 北京工业大学 (Beihang University), and Level: 本科 (Bachelor's). A large QR code is shown in the center. Below the QR code, there is a warning: '此码仅用于图像采集, 采集环节出示, 请及时保存至手机, 不要随意外传' (This code is only for image collection, show it during the collection process, save it to your phone in time, and do not spread it randomly). A green button labeled '保存图片' (Save Image) is at the bottom.

二、“学信网”微信公众号

1. 关注学信网公众号，绑定学信网账号，点击“学信账号”，查看学籍学历信息

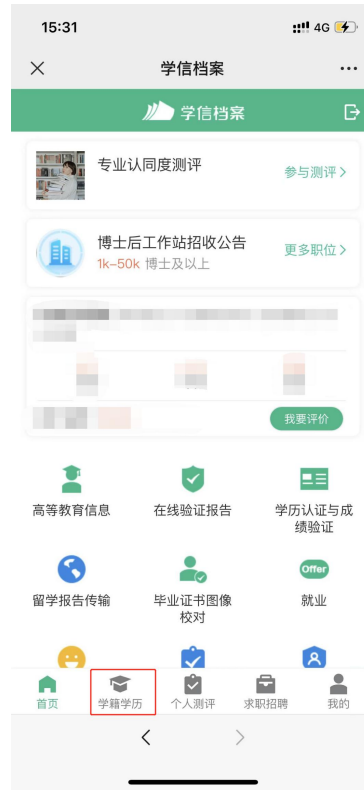


2. 选择学籍，查看对应采集码



三、学信网 APP

1. 登录学信网 APP，点击“学籍查询”，查看学籍学历信息



2. 选择学籍，查看对应采集码

